

Maggie and Zach
August 15, 2015
Wedding Activity Book

“Kids hold a special place in our hearts,
and we are blessed to have lots of amazing kids
in our lives.”

Hey kids! Enjoy this special gift from Maggie and Zach to you on this very special day, their wedding day. There will be lots to see and do at this unique celebration, so make the most of it! This activity book is yours to keep as a memory of the day, and there are fun games and coloring sheets inside. Two of the games, People BINGO and the ABC Scavenger Hunt, have prizes associated with them...check them out!

Have fun, and THANK YOU not only for joining in the celebration today, but for being so special to Maggie and Zach every day of the year!

Uh-oh! The names of the wedding party got all jumbled up in this puzzle! Help us sort it out by finding each of the following first names! Keep in mind, they may be forwards, backwards, upside down, diagonal...all over the place!


Maggie	Zach	Ellie	Elijah	Etta	Kalissa	Kiara
Liam	Lincoln	Nate	Oscar	Sara	Abby	Don
Meagen	Samantha	Arun	Jason	Laura	Rory	Brian
Nicole	iat	Natalie	Red	Eva	Erica	

S	Z	U	K	A	L	I	S	S	A	R	i
A	A	R	U	N	O	N	A	I	R	B	a
R	K	M	R	S	C	Z	R	K	M	A	t
O	N	I	A	Y	N	I	C	E	A	V	B
R	A	R	I	N	A	T	A	L	I	E	K
Y	A	B	D	J	T	Z	H	L	L	R	I
M	A	E	N	O	E	H	C	I	Q	I	A
A	R	L	O	D	N	A	A	E	M	C	R
T	U	O	S	C	A	R	Z	M	G	A	A
T	A	C	A	V	C	N	E	G	A	E	M
E	L	I	J	A	H	T	R	P	B	D	O
N	O	N	Z	W	M	A	G	G	I	E	N
L	I	N	C	O	L	N	Y	B	B	A	Z


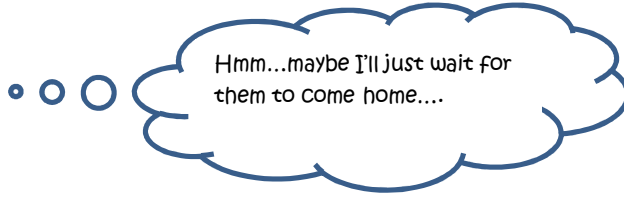


Wedding Maze

Uh-oh! It looks like Maggie and Zach forgot to invite someone!
Their cat, Sriracha!!! She really wants to attend the wedding...can
you help her find her way?



Oh, was that too easy for you?






DIY (Do It Yourself) Wedding Scavenger Hunt

Find things (or maybe people?) that start with each of the letters below as you make your way around the wedding, taking in all the sights and sounds! Be creative! Just make sure you write down the name of what you've seen (for example, for the letter A, maybe someone has an apple?).

The first child to find something for each letter of the alphabet (which may be hard when you get to Q and X!) will get a prize! Make sure you show your sheet to Natalie Smith as soon as you finish!



Reminder: this is Natalie Smith, and she might be with this handsome guy beside her. ←

A _____	B _____	C _____
D _____	E _____	F _____
G _____	H _____	I _____
J _____	K _____	L _____
M _____	N _____	O _____
P _____	Q _____	R _____
S _____	T _____	U _____
V _____	W _____	X _____
Y _____	Z _____	

Maggie and Zach's Wedding People BINGO!

Hooray! It's a get-to-know-you activity. It's kind of like a people scavenger hunt. Read each statement and find someone who meets this description. Have them sign their name in the box. You may only use each person at the wedding ONCE on this form, so no repeats!!!

You must complete the ENTIRE PAGE to win. The first child to show the completed page to NATALIE SMITH wins a prize!

This is NATALIE SMITH:



She's on the right, and you might see her with the guy on the left.




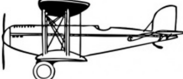




Does not own a car (how do they get around?)	Has acted in a play (what character did they play?)	Plays a sport (which one?)	Can ride a horse	Is currently attending school (which one?)
Owns/owned a business	Lives outside of Illinois (where?)	Is wearing glasses	Has a sibling (how many?)	Has known Maggie since birth
Plays a musical instrument (which one?)	Is a vegetarian	free	Is a teacher	Has traveled outside the U.S. (where?)
Has read the entire Harry Potter series	Has more than 2 pets (what are they?)	Is wearing a green arm band	Has freckles and isn't Maggie	Speaks a language other than English (have them teach you to say hello!)
Has a tattoo (of what?)	Has known Zach since birth	Is over 6 feet tall	Has a birthday this month (wish them a happy birthday!)	Can tell you something happy that occurred this year


name: _____



SPOT IT! (or the Wedding Scavenger Hunt)

Keep an eye out and find the following things at the wedding. Put a check mark next to those things you find, or describe those things that are asked.

<p>A guitar</p> 	<p>Someone with a pierce on their face (not their ears)</p>	<p>A bird (real or otherwise-did they put a bird on it?!)</p> 	<p>Something that made you laugh (What was it? _____)</p>	<p>Something blue (what is it? _____)</p>
<p>Something pink (what is it? _____)</p>	<p>Someone wearing high heels</p>	<p>A candle</p> 	<p>An instrument you do not know (what is it? _____)</p>	<p>Someone wearing a tie</p>
<p>A plane flying overhead</p> 	<p>Something green (what is it? _____)</p>	<p>Someone with an awesome mustache</p> 	<p>A kiss (Who did you see kissing? _____)</p>	<p>A camera with a really long lens</p> 
<p>Dessert</p>	<p>Someone with a flower in their hair</p> 	<p>Something yellow (what is it? _____)</p>	<p>Someone wearing flip flops</p> 	<p>A baby who cannot walk on its own</p>
<p>Something you'd never seen before (What was it? _____)</p>	<p>A Cheerio</p>	<p>Something brown (what is it? _____)</p>	<p>People clapping</p>	<p>Something red (What was it? _____)</p>



I love you!

That's one way to express your love in the English language. Do you know how to say this in any other languages? Draw a line to connect the statement with its correct language below! (If you're a native speaker and I've gotten it wrong, please forgive me and make the correction!)

BTW, this is "I love you" in American Sign Language:



я люблю тебя, ya lyublyu tebya

Japanese

Te amo

German

Ninakupenda

Russian

kocham Cię

Swahili

je t'aime

Spanish

わたしは、あなたを愛しています

Watashi wa, anata o aishiteimasu

Chinese (simplified)

jag älskar dig

Icelandic

ich liebe dich

Swedish

我爱你 Wǒ ài nǐ

French

ég elska þig

Polish

Here's your chance to give something to the bride and groom! Draw a picture or write a note to Maggie and Zach and leave it in the folder in the Kids' Tent!

My name is: _____
and this is my gift to Maggie and Zach!

Lovingly crafted by nds with use of these resources:

Nick and Melaina's Wedding Activity Book, found on
<http://offbeatbride.com/2011/04/wedding-activity-book>

You, too, can make your own coloring pages by accessing the following sites with your guardian's permission:

<http://www.cnet.com/how-to/how-to-turn-any-picture-into-a-coloring-page/>

<https://pixlr.com/editor/>

<http://www.snapstouch.com/>

Maze resource:

<http://puzzlemaker.discoveryeducation.com/AdvMazeSetupForm.asp?Campaign=flyout> teachers puzzle maze

Answers to "I love you":

я люблю тебя is Russian. Te amo is Spanish. Ninakupenda is Swahili. Kocham Cię is Polish. Je t'aime is French. わたしは、あなたを愛しています is Japanese. jag älskar dig is Swedish. ich liebe dich is German. 我爱你 is simplified Chinese. ég elska þig is Icelandic.